



Get Ready to Read

with Medina County District Library

Math with Apples

September is apple season. Exploring with apples is a simple and fun way to introduce math to preschoolers. You can sort apples by color, by size, as well as explore measurements with this easy activity.

Materials:

- string
- tape
- scissors
- apple
- marker



Measure the circumference. Wrap the string around the middle of the apple. Cut the string where the two ends meet – now you have the circumference! Wrap a piece of tape around the end of the string and write apple on the tape to identify it.

Repeat the process. Measure other common items such as a jar, a ball, a trash bin, or something large like a comfy chair. Be sure to mark each string with a label identifying what was measured.

Compare string lengths. This will give your child a visual of which items are the smallest and the largest.

Put strings in order from shortest to longest.

How does the apple's circumference compare to the chair's circumference?

You can extend the activity by using a ruler to measure the length of each string.

KEEP ON TRUCKIN'

Buckeye - Sat., Sept. 21, 10:00 am - 1:00 pm
Visit our parking lot (rain or shine!) full of safety and construction vehicles, including the Bookmobile!
Enjoy vehicle related activities in Buckeye Library.
Visit mcdl.info/KeepOnTruckin for more information.

Fingerplay

Way Up High in the Apple Tree





Way up high in the apple tree,
Reach up high and spread fingers for an apple tree
 Five red apples smiled down at me,
Put fingers on cheeks and make a smile
 I shook that tree as hard as I could,
Pretend to shake tree
 Down came the apples!
Bring hands down wiggling fingers like falling rain
 Mmm, they were good!
Rub tummy in a circle motion



Continue with four, three, two, one, zero apples.

Books to Read

- First Day, Hooray!* by June Sobel
- The Yellow Bus* by Loren Long
- The First Week of School* by Drew Beckmeyer
- Ruby's Tools for Making Friends* by Apryl Stott
- Just What to Do* by Kyle Lukoff
- The Dictionary Story* by Oliver Jeffers & Sam Winston





September 2024

Fun activities to promote literacy and learning

Sunday	Monday	Tuesday	Wednesday	Thursday	Friday	Saturday
1 Find a grassy spot. Talk about how grass looks and feels.	2 Make up a funny story about your family members.	3 Go on a nature walk and talk about what you see.	4 Sing a favorite song in a silly way.	5 Use a ruler to measure your favorite stuffed animal.	6 Read a book about insects. Talk about the ones you can hear outside.	7 It is National Library Card month! Go to the library and use yours!
8 Learn <i>Way Up High in the Apple Tree</i> (Words on other side.) Share it with a friend.	9 Go on a letter hunt. Can you find the letter your name begins with?	10 Make a tower out of empty cereal boxes. Count them as you stack, and then knock them all down!	11 Read a book about your favorite animal. See if you can learn a new fact!	12 Bowl at home! Use plastic bottles for pins and a ball. Count the pins standing up and knocked down.	13 Positive Thinking Day! Read about a train that says, "I think I can, I think I can!"	14 Write a letter or draw a picture to mail to someone special.
15 Take a walk and count the squirrels. Do you see more squirrels or birds?	16 Going to the grocery store? Write a list together. Draw the items too!	17 Read a fiction and nonfiction book about fall. Your librarian can help you find them at the library!	18 Scavenger Hunt! Find things that start with the letter S (socks, spoon, swing).	19 Talk Like a Pirate Day! Swab the deck (sweep) and walk the plank (walk toe to heel).	20 Happy National Pepperoni Pizza Day! Have pizza for dinner.	21 Keep on Truckin' at Buckeye Library. (Details on other side.)
22 How many words can you think of that rhyme with the word fall?	23 Tell a story about a picture you drew.	24 Go outside and jump rope. Make up a jumping rhyme or song.	25 Use simple props to tell a story. Don't forget to use silly voices!	26 Lay on a blanket and look at the different shapes of the clouds.	27 Sing the ABCs with friends or family.	28 Play a favorite game together but make up new rules.
29 Put together a puzzle with an adult.	30 Have fun scribbling! Use different paper, markers, and pens.					

Find additional MCDL events at mcdl.info/Events

For the current Bookmobile schedule, visit mcdl.info/Bookmobile